







33 600 671

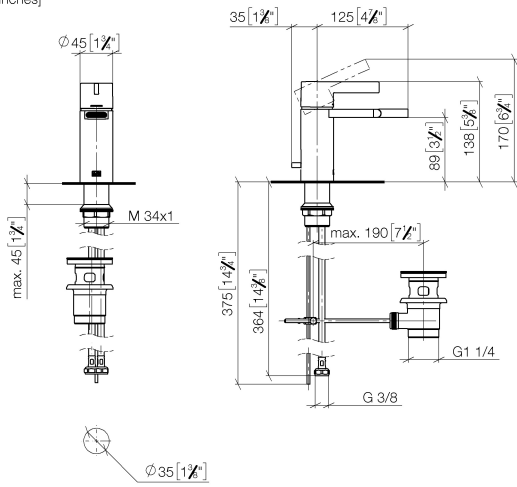


- 125mm projection
- fixed spout
- ball-joint pivotable through 35°
- rectangular, air-enriched flow
- height of mixer 138 mm
- height up to aerator 89 mm
- hole diameter 35 mm
- 2x screw-in M 10 x 1 pressure hose, leak-tested
- max. flow 4.6 l/min

|   |                       |               |
|---|-----------------------|---------------|
|  | Chrome                | 33 600 671-00 |
|  | Brushed Platinum      | 33 600 671-06 |
|  | Dark Chrome           | 33 600 671-19 |
|  | Matte Black           | 33 600 671-33 |
|  | Brushed Chrome        | 33 600 671-93 |
|  | Brushed Dark Platinum | 33 600 671-99 |

33 600 671

mm [inches]



Flow rate chart

